

Customer order management and fulfillment

This workflow automatically processes customer orders from receipt through fulfillment, coordinating production scheduling and inventory to ensure timely delivery while minimizing waste.

Download PDF

Get Your Blueprint

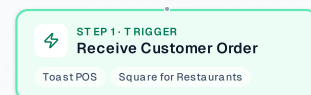


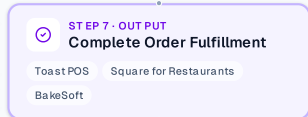
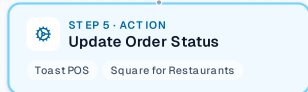
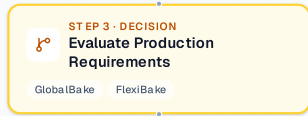
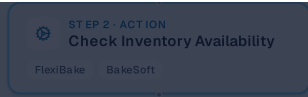
WORKFLOW TRIGGER

Customer places an order through online platform or POS system

Visual Flow

Each node represents an automated step. Connections show how data and decisions move through the workflow.





Step-by-Step Breakdown

Detailed explanation of each automated stage in the workflow.

1

⚡ TRIGGER

Receive Customer Order

Customer order is captured from online ordering platform or in-store POS system. Order details including items, quantities, pickup/delivery time, and customer information are collected.

2

 ACTION

Check Inventory Availability

System queries current ingredient and finished goods inventory to verify if order can be fulfilled. Real-time stock levels are checked against order requirements.

FlexiBake

BakeSoft

3

 DECISION

Evaluate Production Requirements

System determines if items are in stock, need to be baked fresh, or require ingredient procurement. Routes order based on availability and production capacity.

GlobalBake

FlexiBake

4

 ACTION

Schedule Production Tasks

For items requiring baking, system automatically schedules production slots based on order timing, oven capacity, and existing production queue. Updates baking schedule accordingly.

FlexiBake

GlobalBake

5

 ACTION

Update Order Status

Customer receives automated notifications about order confirmation, estimated completion time, and any modifications. Internal team gets production alerts and order details.

Toast POS

Square for Restaurants

6

 ACTION

Coordinate Fulfillment Logistics

System manages pickup scheduling or delivery coordination based on customer preference. Integrates with delivery services and updates tracking information.

Toast POS

Square for Restaurants

7

 OUTPUT

Complete Order Fulfillment

Final order status is updated, customer receives completion notification, and payment is processed. Inventory levels are automatically adjusted and sales data is recorded.

Toast POS

Square for Restaurants

BakeSoft



Outputs

- Confirmed customer order with production schedule

AI Business OS

- Updated inventory levels
- Customer notification messages
- Delivery coordination details



Key Metrics

- Order fulfillment time
- Order accuracy rate
- Customer satisfaction score



Tools & Integrations

- Toast POS
- Square for Restaurants
- FlexiBake
- BakeSoft
- GlobalBake

AI Business OS

Actionable AI implementation strategies for business leaders ready to transform their operations.

COMPANY

[About](#)

[Industries](#)

CONNECT

[MVP.dev](#)

[LinkedIn](#)

RESOURCES

[Articles](#)