

Grading and progress reporting

Automatically collects grades from LMS, calculates progress metrics, generates personalized reports, and distributes them to students, parents, and advisors. Reduces manual reporting time by 80% while ensuring timely communication of academic performance.

Download PDF

Get Your Blueprint

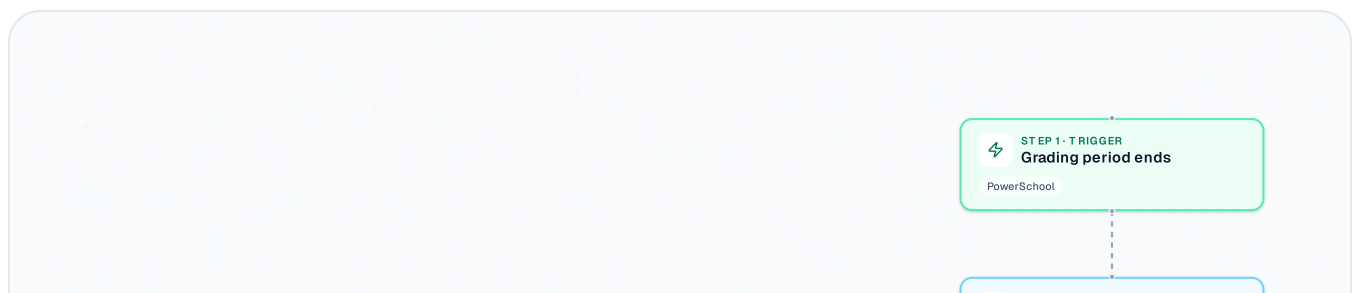


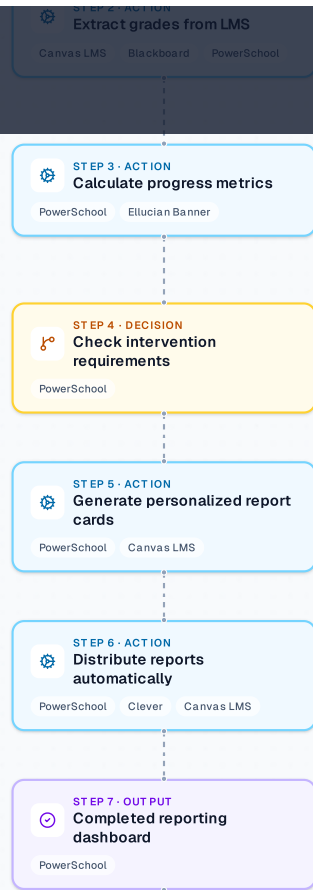
WORKFLOW TRIGGER

End of grading period or milestone date reached in academic calendar

Visual Flow

Each node represents an automated step. Connections show how data and decisions move through the workflow.





Step-by-Step Breakdown

Detailed explanation of each automated stage in the workflow.

1

⚡ TRIGGER

Grading period ends

Academic calendar milestone triggers the automated collection and processing of student grades. System initiates comprehensive grade compilation across all courses.

2

 ACTION

Extract grades from LMS


Pulls final grades, assignment scores, and attendance data from learning management systems for all enrolled students. Consolidates data from multiple course sections and instructors.

Canvas LMS

Blackboard

PowerSchool

3

 ACTION

Calculate progress metrics

Computes GPA, credit hours earned, graduation progress, and identifies at-risk students based on academic performance thresholds. Generates trend analysis comparing to previous periods.

PowerSchool

Ellucian Banner

4

 DECISION

Check intervention requirements

Evaluates if students meet criteria for academic interventions, honor roll recognition, or require additional support services. Routes different student populations to appropriate communication paths.

PowerSchool

5

 ACTION

Generate personalized report cards

AI Business OS

Creates customized progress reports with grades, comments, attendance, and next steps for each student. Includes parent-specific messaging and advisor recommendations where applicable.

PowerSchool

Canvas LMS

6

 ACTION

Distribute reports automatically

Sends report cards to students via student portal, emails parents/guardians, and notifies academic advisors of students requiring intervention. Schedules follow-up reminders for unread reports.

PowerSchool

Clever

Canvas LMS

7

 OUTPUT

Completed reporting dashboard

Displays comprehensive reporting status showing delivery confirmations, intervention alerts, and academic performance trends. Provides administrators with real-time visibility into student outcomes.

PowerSchool



Outputs

- Personalized student report cards

AI Business OS

- Parent notification emails
- Academic intervention alerts
- Administrative performance dashboard



Key Metrics

- Report generation time reduction
- Parent engagement rate
- At-risk student identification accuracy
- Grade posting compliance rate



Tools & Integrations

- PowerSchool
- Canvas LMS
- Blackboard
- Ellucian Banner
- Clever

AI Business OS

Actionable AI implementation strategies for business leaders ready to transform their operations.

COMPANY

[About](#)

[Industries](#)

CONNECT

[MVP.dev](#)

[LinkedIn](#)

RESOURCES

[Articles](#)