

# Multi-location performance monitoring

This workflow automatically monitors performance across all franchise locations by collecting operational data, analyzing KPIs, and generating alerts for underperforming sites. It enables franchise owners to maintain consistent standards and quickly address operational issues across their network.

Download PDF

Get Your Blueprint

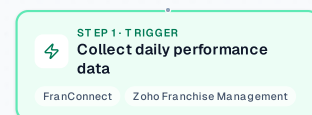


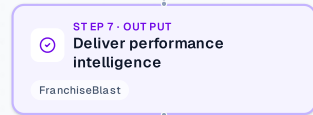
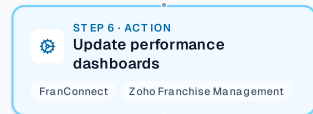
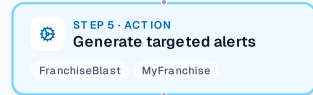
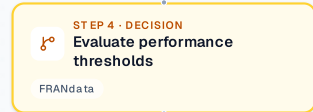
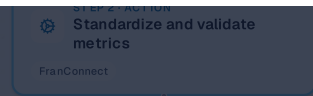
## WORKFLOW TRIGGER

Daily performance data becomes available from franchise locations

## Visual Flow

Each node represents an automated step. Connections show how data and decisions move through the workflow.





## Step-by-Step Breakdown

Detailed explanation of each automated stage in the workflow.

1

⚡ TRIGGER

### Collect daily performance data

Automated retrieval of sales, operational, and compliance metrics from all franchise locations. Data includes revenue, customer satisfaction scores, labor costs, and inventory levels.

2

 ACTION

### Standardize and validate metrics

Raw data is cleaned, standardized across different location formats, and validated for completeness and accuracy. Missing or anomalous data points are flagged for manual review.

FranConnect

3

 ACTION

### Calculate performance benchmarks

System computes location-specific KPIs and compares them against franchise network averages, historical trends, and predetermined performance standards. Variance thresholds are applied to identify outliers.

Franchise Business Review

FRANdata

4

 DECISION

### Evaluate performance thresholds

Automated analysis determines if any locations fall below acceptable performance standards or show concerning downward trends. Locations are categorized as performing, at-risk, or underperforming.

FRANdata

5

 ACTION

### Generate targeted alerts

System creates specific action items and notifications for franchise owners and regional managers based on performance issues identified. Alerts include recommended interventions and support resources.

FranchiseBlast

MyFranchise

6

 ACTION

## Update performance dashboards

Real-time dashboards are refreshed with latest performance metrics, trend analysis, and location rankings. Interactive reports are made available to stakeholders at corporate and franchise levels.

FranConnect

Zoho Franchise Management

7

 OUTPUT

## Deliver performance intelligence

Comprehensive performance reports, alert notifications, and recommended actions are distributed to appropriate stakeholders. Executive summaries highlight network-wide trends and opportunities.

FranchiseBlast



## Outputs

- Automated performance alerts for underperforming locations

- Updated franchise network performance dashboard

## AI Business OS

Executive Summary with network-wide performance trends



### Key Metrics

- Average franchise location performance score
- Number of locations requiring intervention
- Time to identify performance issues



### Tools & Integrations

- FranConnect
- Zoho Franchise Management
- Franchise Business Review
- FRANdata
- FranchiseBlast
- MyFranchise

## AI Business OS

Actionable AI implementation strategies for business leaders ready to transform their operations.

### COMPANY

[About](#)

[Industries](#)

### CONNECT

[MVP.dev](#)

[LinkedIn](#)

### RESOURCES

[Articles](#)