

Wedding timeline management

Automatically manages wedding day timeline creation and distribution by processing venue details, generating schedules, and coordinating with all stakeholders. Ensures seamless day-of execution while reducing manual planning overhead for photographers.

Download PDF

Get Your Blueprint



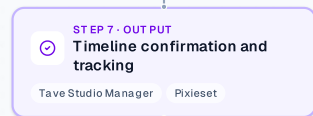
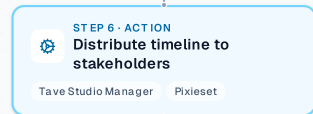
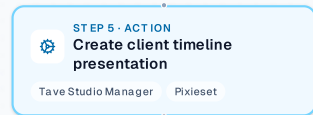
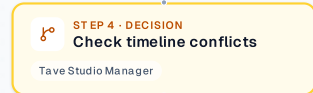
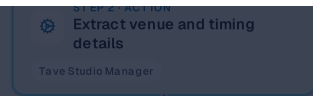
WORKFLOW TRIGGER

Wedding contract signed and initial consultation form submitted by client

Visual Flow

Each node represents an automated step. Connections show how data and decisions move through the workflow.





Step-by-Step Breakdown

Detailed explanation of each automated stage in the workflow.

1

⚡ TRIGGER

Contract and consultation received

Wedding contract is signed and client submits venue details, guest count, and timeline preferences through intake form. System captures all essential wedding day logistics data.

2

 ACTION

Extract venue and timing details

AI processes consultation form to extract key details like ceremony time, reception venue, travel distances, and special requests. Data is structured for timeline generation.

Tave Studio Manager

3

 ACTION

Generate preliminary timeline draft

System creates detailed hour-by-hour photography timeline including prep shots, ceremony coverage, portraits, and reception milestones. Template adapts based on venue type and package selected.

Tave Studio Manager

4

 DECISION

Check timeline conflicts

AI analyzes proposed timeline against photographer availability, travel time requirements, and equipment setup needs. Identifies potential scheduling conflicts or logistical issues.

Tave Studio Manager

5

 ACTION

Create client timeline presentation

System generates branded timeline document with visual layout showing photography schedule, key moments, and client preparation guidelines. Includes vendor coordination notes.

Tave Studio Manager

Pixieset

6

 ACTION

Distribute timeline to stakeholders

Automated emails send customized timeline versions to couple, wedding planner, venue coordinator, and photography team. Each receives role-specific information and schedules.

Tave Studio Manager

Pixieset

7

 OUTPUT

Timeline confirmation and tracking

Final timeline is locked in system with automated reminders set for key milestones. Client portal provides access to timeline and allows last-minute update requests.

Tave Studio Manager

Pixieset



Outputs

- Detailed photography timeline document

AI Business OS

- Client portal with timeline access
- Stakeholder coordination emails
- Photographer shot list and schedule



Key Metrics

- Timeline creation time reduction
- Client timeline revision requests
- Day-of schedule adherence rate



Tools & Integrations

- Tave Studio Manager
- Pixieset

AI Business OS

Actionable AI implementation strategies for business leaders ready to transform their operations.

COMPANY

[About](#)

[Industries](#)

CONNECT

[MVP.dev](#)

[LinkedIn](#)

RESOURCES

[Articles](#)