

# Automated prepress and file preparation

Automatically processes incoming print job files by validating formats, optimizing colors, imposing layouts, and creating press-ready files. Reduces prepress time from hours to minutes while ensuring quality standards.

↓ Download PDF

Get Your Blueprint

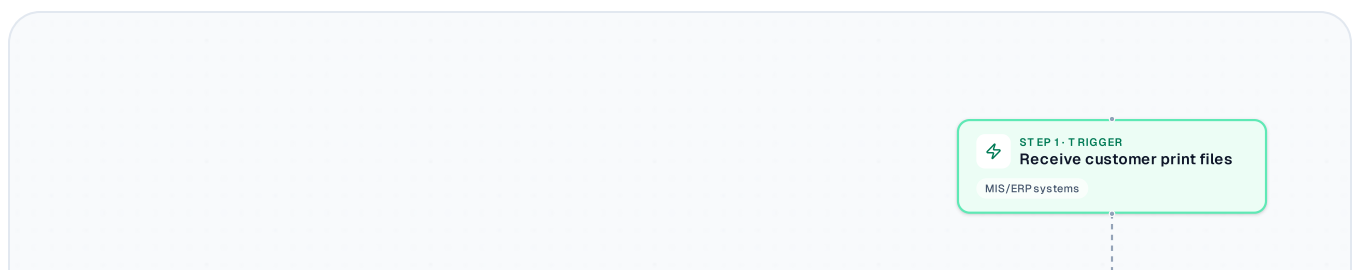


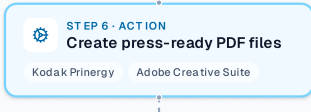
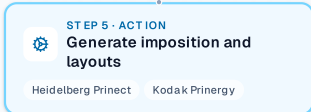
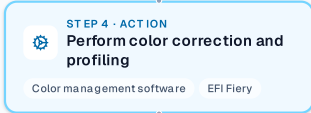
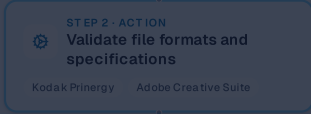
## WORKFLOW TRIGGER

Customer uploads print files to job management portal or MIS system

## Visual Flow

Each node represents an automated step. Connections show how data and decisions move through the workflow.





# Step-by-Step Breakdown

Detailed explanation of each automated stage in the workflow.

1

⚡ TRIGGER

## Receive customer print files

Customer uploads design files through web portal or email submission to MIS system. Files are automatically captured and job ticket is created with specifications.

2

 ACTION

### Validate file formats and specifications

System checks file types, resolution, bleed areas, and compares against job requirements. Identifies potential issues like missing fonts or low-resolution images.

Kodak Prinergy

Adobe Creative Suite

3

 DECISION

### Evaluate file quality compliance

Determines if files meet print production standards or require correction. Routes compliant files to processing or flags problematic files for manual review.

Kodak Prinergy

4

 ACTION

### Perform color correction and profiling

Automatically applies ICC color profiles and adjusts colors for target press conditions. Converts spot colors and ensures color consistency across the job.

Color management software

EFI Fiery

5

 ACTION

### Generate imposition and layouts

Creates optimized sheet layouts based on paper size, press configuration, and finishing requirements. Adds crop marks, color bars, and registration marks.

Heidelberg Prinect

Kodak Prinergy

6

 ACTION

## Create press-ready PDF files

Generates final production files with proper trapping, overprint settings, and press-specific optimizations. Files are automatically saved to production servers.

Kodak Prinergy

Adobe Creative Suite

7

 OUTPUT

## Deliver production-ready files

Press-ready files are automatically routed to appropriate production queues and operators receive notifications with job specifications and setup instructions.

MIS/ERP systems

Heidelberg Prinect



## Outputs

- Press-ready PDF files



### Key Metrics

- Prepress processing time
- File rejection rate
- Color accuracy compliance



### Tools & Integrations

- MIS/ERP systems
- Kodak Prinergy
- Adobe Creative Suite
- Color management software
- EFI Fiery
- Heidelberg Prinect



## AI Business OS

Actionable AI implementation strategies for business leaders ready to transform their operations.

### COMPANY

[About](#)

[Industries](#)

### CONNECT

[MVP.dev](#)

[LinkedIn](#)

### RESOURCES

[Articles](#)