

Unit availability tracking and pricing optimization

Automatically monitors unit availability changes and dynamically adjusts pricing based on occupancy rates, demand patterns, and competitor analysis to maximize revenue and maintain optimal occupancy levels.

Download PDF

Get Your Blueprint

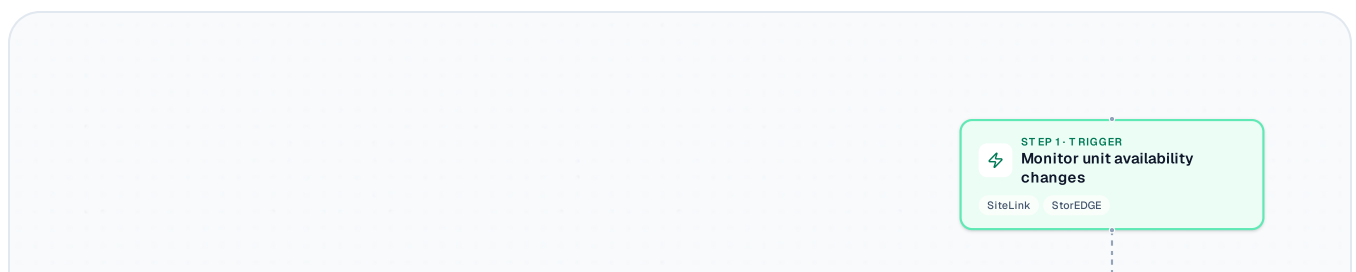


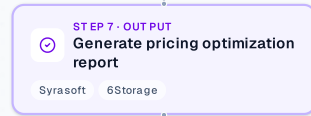
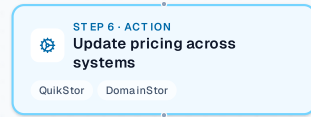
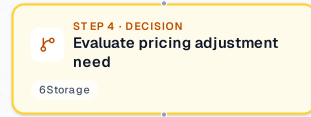
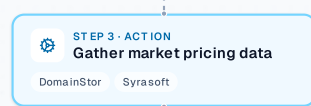
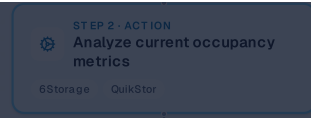
WORKFLOW TRIGGER

Unit status changes to available or occupancy rate drops below/exceeds threshold

Visual Flow

Each node represents an automated step. Connections show how data and decisions move through the workflow.





+
-
↻

Step-by-Step Breakdown

Detailed explanation of each automated stage in the workflow.

1

⚡ TRIGGER

Monitor unit availability changes

Detects when units become available through move-outs or when facility occupancy rates cross predefined thresholds. Triggers pricing review process automatically.

2

 ACTION

Analyze current occupancy metrics

Pulls real-time data on unit types, occupancy percentages, waiting lists, and recent rental activity. Calculates demand scores for each unit category.

6Storage

QuikStor

3

 ACTION

Gather market pricing data

Collects competitor pricing information and local market rates for similar unit sizes and features. Compares current pricing position against market averages.

DomainStor

Syrasoft

4

 DECISION

Evaluate pricing adjustment need

Determines if pricing changes are warranted based on occupancy levels, market position, and revenue targets. Routes to price increase, decrease, or maintenance paths.

6Storage

5

 ACTION

Calculate optimized pricing

Generates new pricing recommendations using demand algorithms, seasonal factors, and profit margin requirements. Creates tiered pricing for

different unit categories.

AI Business OS

StorEDGE

SiteLink

6

 ACTION

Update pricing across systems

Automatically implements approved pricing changes in the management system and synchronizes with online rental platforms. Schedules effective dates for price changes.

QuikStor

DomainStor

7

 OUT PUT

Generate pricing optimization report

Creates detailed report showing pricing changes made, expected revenue impact, and unit availability status. Sends notifications to management team with performance projections.

Syrasoft

6Storage



Outputs

- Updated unit pricing matrix
- Occupancy and demand analytics report

- Revenue impact projections

AI Business OS



Key Metrics

- Average revenue per unit
- Occupancy rate by unit type
- Price optimization frequency



Tools & Integrations

- SiteLink
- StorEDGE
- 6Storage
- QuikStor
- DomainStor
- Syrasoft

AI Business OS

Actionable AI implementation strategies for business leaders ready to transform their operations.

COMPANY

[About](#)

[Industries](#)

CONNECT

[MVP.dev](#)

[LinkedIn](#)

RESOURCES

[Articles](#)