

# Installation scheduling and crew dispatch

Automatically schedules installation appointments and dispatches crew teams based on job requirements, location optimization, and crew availability to maximize efficiency and reduce travel time.

Download PDF

Get Your Blueprint

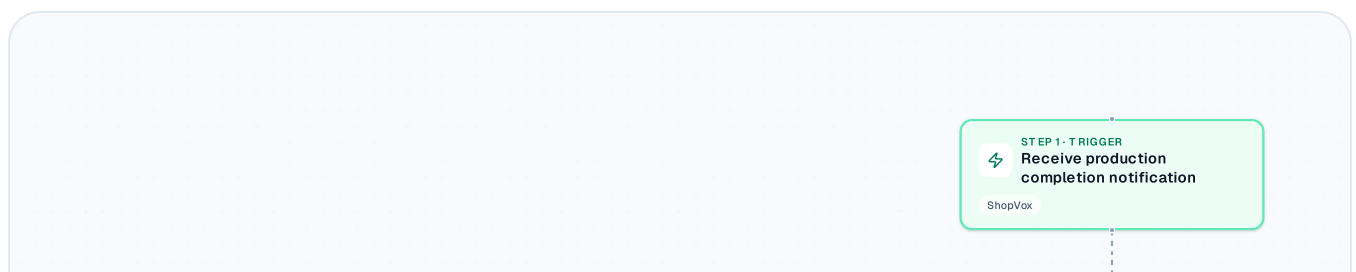


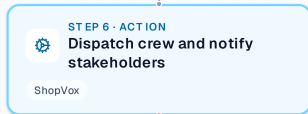
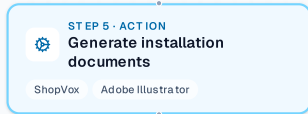
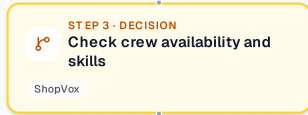
## WORKFLOW TRIGGER

Production completion notification received from fabrication system

## Visual Flow

Each node represents an automated step. Connections show how data and decisions move through the workflow.





# Step-by-Step Breakdown

Detailed explanation of each automated stage in the workflow.

1

⚡ TRIGGER

## Receive production completion notification

System receives automated notification that sign fabrication is complete and ready for installation. Job details including size, type, and location are pulled from the production system.

2

 ACTION

### Analyze installation requirements

System evaluates job specifications to determine crew size, equipment needs, estimated installation time, and any special permits required. Material handling requirements and safety considerations are also assessed.

ShopVox

Cyrious Control

3

 DECISION

### Check crew availability and skills

System determines if specialized installation crews are needed based on sign type and complexity. Routes to either standard crew scheduling or specialist crew assignment.

ShopVox

4

 ACTION

### Optimize route and schedule

System analyzes crew locations, existing schedules, and job locations to create optimal installation routes. Multiple jobs are batched when geographically efficient.

ShopVox

Cyrious Control

5

 ACTION

### Generate installation documents

System creates installation worksheets with site diagrams, safety requirements, and customer contact information. Digital work orders are prepared for crew mobile devices.

ShopVox

Adobe Illustrator

6

 ACTION

## Dispatch crew and notify stakeholders

Installation assignments are sent to crew mobile devices with GPS coordinates and job details. Customer notifications with installation windows are automatically generated and sent.

ShopVox

7

 OUTPUT

## Confirm scheduling and tracking

System outputs confirmed installation schedule with crew assignments and provides real-time tracking dashboard for management oversight.

ShopVox

Cyrious Control



## Outputs

- Optimized crew schedules with route assignments
- Customer notification emails with installation windows



## Key Metrics

- Average installation turnaround time
- Crew utilization rate
- Customer satisfaction scores



## Tools & Integrations

- ShopVox
- Cyrious Control
- Adobe Illustrator



## AI Business OS

Actionable AI implementation strategies for business leaders ready to transform their operations.

### COMPANY

[About](#)

[Industries](#)

### CONNECT

[MVP.dev](#)

[LinkedIn](#)

### RESOURCES

[Articles](#)