

Automated pricing and tagging

Automatically scans donated items to determine optimal pricing based on market data and condition, then generates printed tags for immediate sales floor placement. This workflow maximizes revenue per item while reducing manual pricing labor costs.

Download PDF

Get Your Blueprint

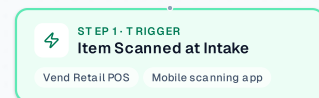


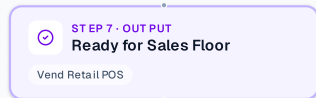
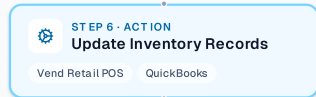
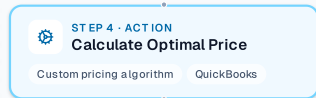
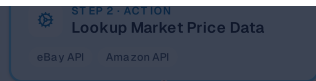
WORKFLOW TRIGGER

New donated item is scanned into inventory system during intake processing.

Visual Flow

Each node represents an automated step. Connections show how data and decisions move through the workflow.





+
-
☐

Step-by-Step Breakdown

Detailed explanation of each automated stage in the workflow.

1

⚡ TRIGGER

Item Scanned at Intake

Staff member scans barcode or takes photo of donated item during processing. System captures item details, condition notes, and category information.

2

 ACTION

Lookup Market Price Data

System queries online marketplaces and pricing databases to find current market values for similar items. Considers brand, condition, and local market factors.

eBay API

Amazon API

3

 DECISION

Evaluate Item Value Category

Algorithm determines if item is high-value (\$50+), standard value (\$5-49), or budget item (under \$5) based on market data and condition assessment. Routes to appropriate pricing strategy.

Custom pricing algorithm

4

 ACTION

Calculate Optimal Price

System applies pricing rules based on value category, target margin, and local demand patterns. High-value items get research-based pricing while budget items use standard markups.

Custom pricing algorithm

QuickBooks

5

 ACTION

Generate Price Tags

System creates formatted price tags with barcode, price, item description, and any promotional codes. Tags are queued for printing at processing station.

Label printing system

Vend Retail POS

6

 ACTION

Update Inventory Records

Item details, pricing, and location are recorded in POS system for tracking. Inventory counts and financial projections are automatically updated.

Vend Retail POS

QuickBooks

7

 OUT PUT

Ready for Sales Floor

Tagged item with optimized pricing is logged as ready for display. Staff receives notification to move item to appropriate sales floor section.

Vend Retail POS



Outputs

- Printed price tags with barcodes
- Updated inventory records in POS
- Optimized pricing recommendations



Key Metrics

- Average price per item
- Pricing accuracy rate
- Time from donation to sales floor
- Revenue per square foot



Tools & Integrations

- Vend Retail POS
- Mobile scanning app
- eBay API
- Amazon API
- Custom pricing algorithm
- QuickBooks
- Label printing system

AI Business OS

Actionable AI implementation strategies for business leaders ready to transform their operations.

COMPANY

[About](#)

[Industries](#)

CONNECT

[MVP.dev](#)

[LinkedIn](#)

RESOURCES

[Articles](#)